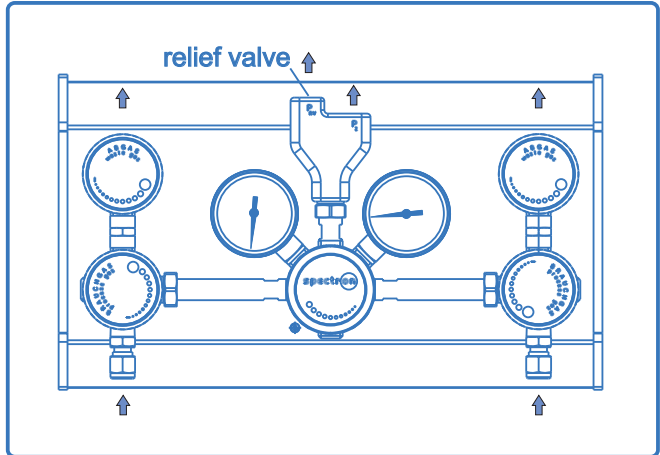


# Pressure control panel BE55-2



Pressure control panel BE55-2  
Outlet adapter without valve



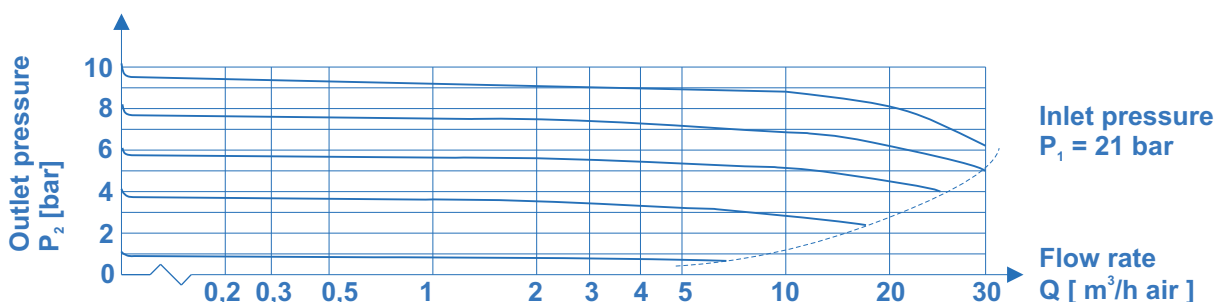
## Product features

- Wall- and cabinet-mounting stainless steel pressure control panels
- For corrosive gases and gas mixtures with corrosive components up to quality 6.0
- Laboratory-style design
- Ergonomically designed
- Modular design (to be extended to 2, 3 etc. cylinders)
- Filter at the process gas inlet valve
- Diaphragm-type shut-off valves optimised for low internal volume with On/Off position indicator
- Suitable for ECD-applications
- Diaphragm-type pressure regulator with high control accuracy and anti-vibration device
- Outlet adapter with integrated relief valve and optional diaphragm-shut-off valve (this prevents the outlet piping from draining during disconnecting the panel)
- Designed for easy installation
- Approved for use with oxygen
- Suitable for inlet pressure values up to 300 bar
- Double-stage model: BE56-2

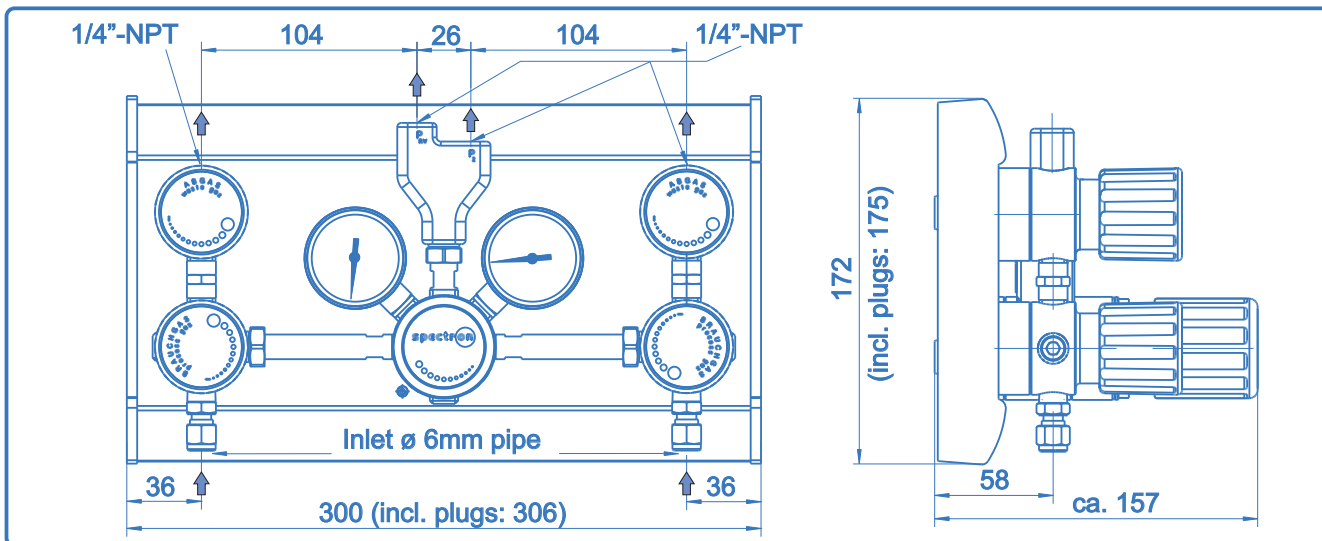
## Technical data

<b>Type</b>	single-stage
<b>Inlet pressure <math>P_1</math></b>	max. 300 bar
<b>Outlet pressure <math>P_2</math></b>	10/20/50/100/200 bar
<b>Materials</b>	
Body regulator and valves:	SS 316L (SS 1.4404)
Valve seat regulator:	PVDF or EPDM (NH <sub>3</sub> )
Valve seat shut-off valve:	PCTFE
Diaphragm regulator:	Hastelloy C276
Diaphragm valve:	Hastelloy C276
Soft goods:	FKM or EPDM (NH <sub>3</sub> )
Filter:	Sintered SS 316L
<b>Inlet connector</b>	SS compression ring fitting 6x1 mm
<b>Temperature range</b>	-30°C to +60°C
<b>Leak rate (to atmosphere) (via seat)</b>	1x10 <sup>-8</sup> mbar l/s He 1x10 <sup>-6</sup> mbar l/s He
<b>Pressure gauges</b>	Safety pressure gauges ISO5171/cl 1.6/NG50
<b>Weight</b>	6 kg

## Flow curves BE55-2



# Pressure control panel BE55-2



**Ordering information:**  
Pressure control panels BE55-2

**BE55 - 2 - 300 - 10 - M - M - V - N<sub>2</sub>**

<p><b>Process gas valve also with 300 bar - pneumatic-actuator upon request!</b></p> <p><b>Inlet pressure P<sub>1</sub></b></p> <p>100 - max. 100 bar 200 - max. 200 bar 300 - max. 300 bar</p> <p><b>Outlet pressure P<sub>2</sub></b></p> <p>10 - max. 10 bar 20 - max. 20 bar 50 - max. 50 bar 100 - max. 100 bar 200 - max. 200 bar</p> <p><b>Inlet press. indication</b></p> <p>M - pressure gauge K - contact pressure gauge</p>	<p><b>Gas type</b></p> <p>Please specify gas type with your order (selection of valve seat material)</p> <p><b>Outlet adapter</b></p> <p>0 - without valve V - valve (manual) VP - pneumatic-valve</p> <p><b>Outlet press. indication</b></p> <p>M - pressure gauge K - contact pressure gauge</p>
--	--

- Specifications**
- SPECTROCEM - components guarantee maximum quality by using high grade materials and a quality assurance program acc. to ISO 9001.
  - All components which come into contact with the medium are cleaned in an ultrasonic cleaning system (CFC-free) with the special cleaning process SPECTRO-CLEAN® and are then baked out.
  - SPECTROCEM - components undergo a 100% Helium-leak-test.

- Important note regarding component selection**
- In order to assure safe operation it is essential to take the configuration of the whole system into account when selecting a control panel.
  - The function of the components, the compatibility of the materials, correlating temperature ranges, correct installation, operation and maintenance in accordance with the relevant regulations are the responsibility of the system designer and the user.
- \*) Important note regarding corrosive gases**
- Using gas mixtures with corrosive components >1% or very critical applications, we recommend our pressure control panels SE in combination with the purge- and connection block SBE/3.

